



TDP1500/TDP1000/TDP0500 Differential Probe Accessory Kit

Probe Head



Hands free direct connection to square pins. Preferred method for highest speed performance.




Distance between points to measure

• 100 mils

Straight Pins



Quick and easy hand probing of high speed, 100 mil-spaced components.



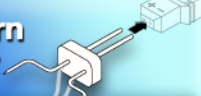
Reorder Tektronix Part Number

• 016-1891-xx 8


Distance between points to measure

• 100 mils

Longhorn Adapter



Sharp tips with adjustable spacing that are convenient to use with vias.




Reorder Tektronix Part Number

• 016-1780-xx 5


Distance between points to measure

• 10 mils - .35 in

1" Solder Down



Electronically matched, reusable solder down adapters for hands free access to any point.



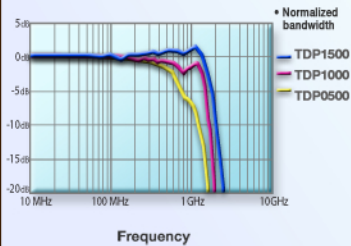
Reorder Tektronix Part Number

• 196-3504-xx 1

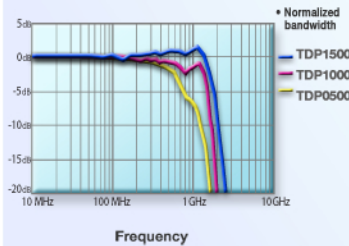
Distance between points to measure

• 10 mils - 1.5 in

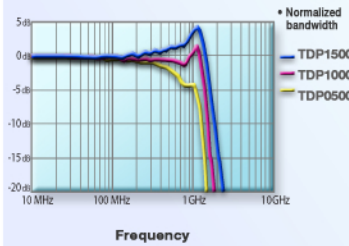
Typical Bandwidth



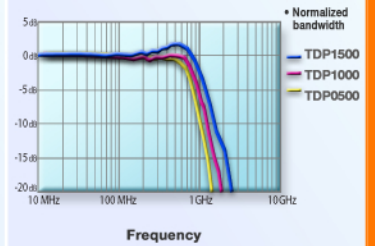
Typical Bandwidth




Typical Bandwidth




Typical Bandwidth



3" Solder Down



Hands free, electrically tuned accessibility to any solderable points where wider separation of signal connection is necessary.




Reorder Tektronix Part Number

• 196-3505-xx 1


Distance between points to measure

• 10 mils - 5.5 in

Y-Lead Adapter



Hands free connectivity to variably spaced square pins.



Reorder Tektronix Part Number

• 196-3434-xx 1


Distance between points to measure

• 100 mils - 1 in

MicroCKT Test Tip



Hands free connection to hard-to-reach, low frequency components.



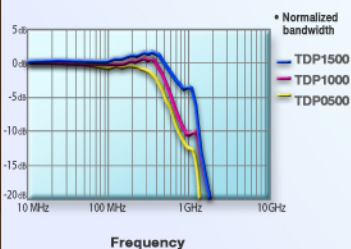
Reorder Tektronix Part Number

• 206-0569-xx 1

Distance between points to measure

• 50 mils - 4.5 in

Typical Bandwidth

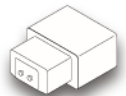


Primarily used for DC to 100 MHz

Tip Saver: Use Tip Savers to reduce wear on your probe.

Reorder Tektronix Part Number

• 016-1781-xx 2



Ground Lead: Use the Ground Lead to Improve EMI rejection at high frequencies.

Reorder Tektronix Part Number

• 196-3437-xx 2



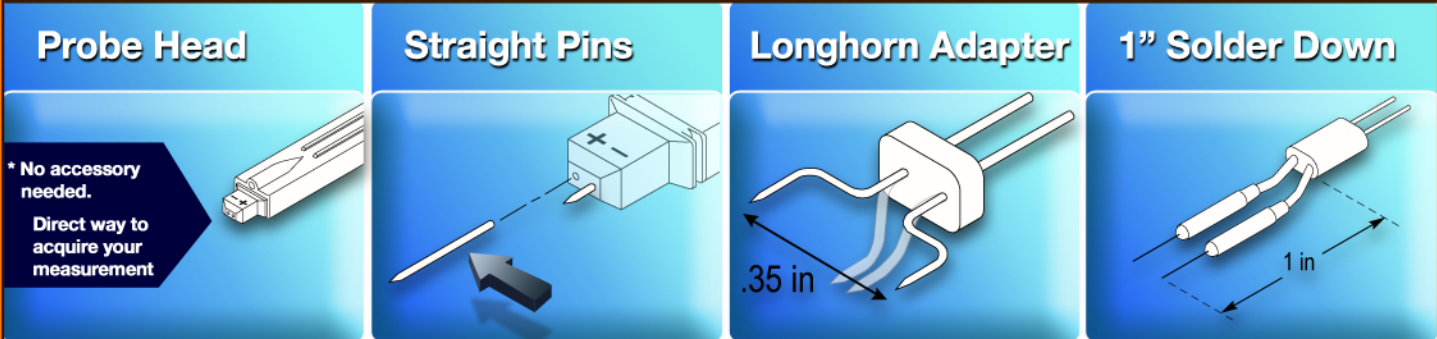
Color Bands: Use the Color Bands to visually match the probe head to the oscilloscope channel.

Reorder Tektronix Part Number

• 016-1315-xx 1 set




Your Accessory Kit Includes:



* No accessory needed.
Direct way to acquire your measurement

TDP1500 TDP1000 TDP0500	TDP1500 TDP1000 TDP0500	TDP1500 TDP1000 TDP0500	TDP1500 TDP1000 TDP0500
Usable Bandwidth	Usable Bandwidth	Usable Bandwidth	Usable Bandwidth
• 1.5 GHz • 1 GHz • 500 MHz	• 1.5 GHz • 1 GHz • 500 MHz	• 1.5 GHz • 1 GHz • 500 MHz	• 1 GHz • 820 MHz • 500 MHz
Rise Time	Rise Time	Rise Time	Rise Time
• 233 ps • 350 ps • 700 ps	• 233 ps • 350 ps • 700 ps	• 233 ps • 350 ps • 700 ps	• 233 ps • 427 ps • 700 ps
Type of Connection	Type of Connection	Type of Connection	Type of Connection
• .025" Square Pin Hands free	• PCB Components	• PCBs, Vias, & ICs	• Solder Point Hands free



TDP1500 TDP1000 TDP0500	TDP1500 TDP1000 TDP0500	TDP1500 TDP1000 TDP0500
Usable Bandwidth	Usable Bandwidth	Usable Bandwidth
• 600 MHz • 550 MHz • 380 MHz	• 100 MHz	• 100 MHz
Rise Time	Rise Time	Rise Time
• 265 ps • 350 ps • 921 ps	• 3.5 ns	• 3.5 ns
Type of Connection	Type of Connection	Type of Connection
• Solder Point Hands free	• .25" Square Pin Hands free	• Leaded Components Hands free



Reorder Tektronix Part Number
• 020-2702-xx